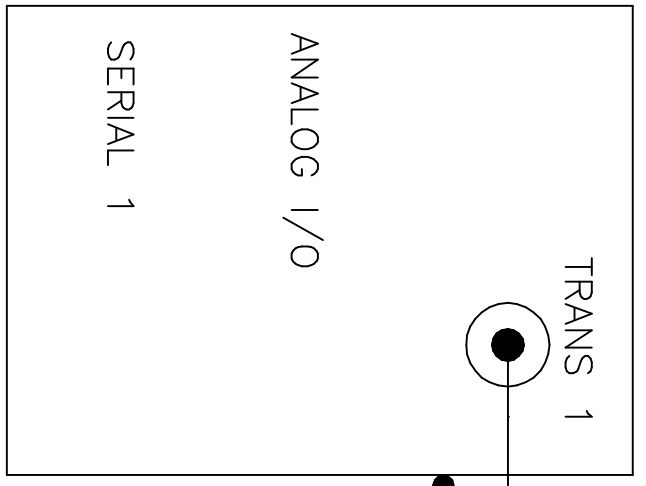
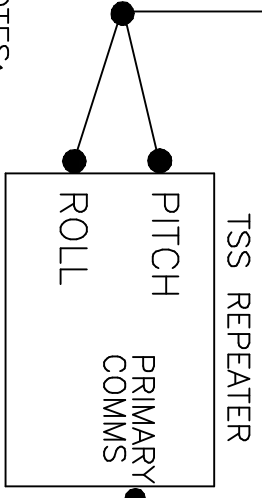


USBL-TRANSUDCER

HPR-400 (SIMRAD)



DB9-DB9 NULL MODEM CABLE

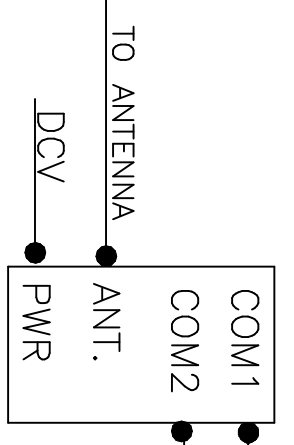
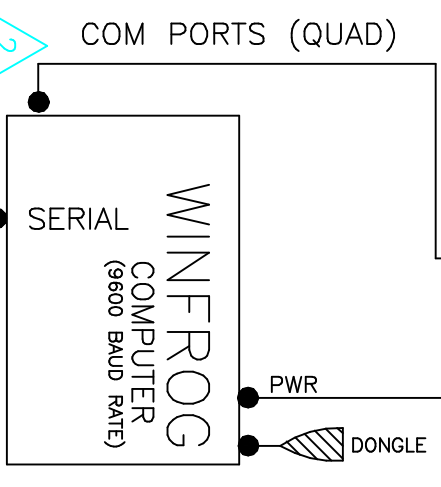
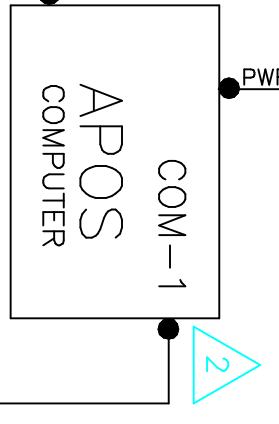
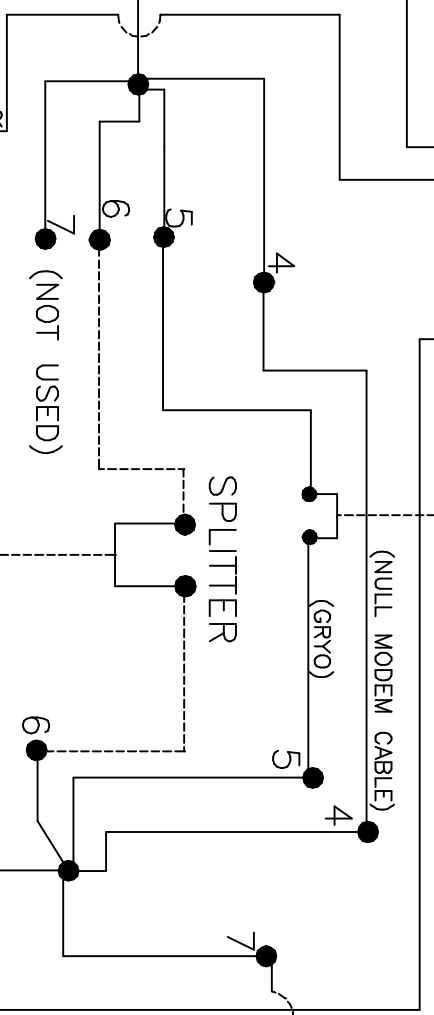


NOTES:

- 1 MAKE SURE ALL LAPTOPS AND NAV GEAR ARE PLUGGED INTO UPS BATTERY BACKUP.
- 2 MAKE SURE ALL COM PORTS AND QUAD INPUT CABLES ARE DISCONNECTED TO THE LAPTOPS ONCE LAPTOPS HAVE BEEN POWERED UP, VERIFY GEAR IS "ON" AND CONNECT ALL COM AND QUAD INPUT CABLES.

UPS (BATTERY BACKUP)

GYRO INPUT



C-NAV BOX (19200 BAUD RATE)

(PITCH & ROLL) NULL MODEM CABLE

REVISIONS				
REV.	BY	DESCRIPTION	DATE	APP'D

REF #	ITEM #	REQ	DESCRIPTION

THIS DOCUMENT CONTAINS THE DATA AND INFORMATION OF THE COMPANY AND IS THE PROPERTY OF THE COMPANY. IT IS LOANED TO THE USER FOR THE USER'S USE ONLY AND IS NOT TO BE REPRODUCED OR TRANSMITTED IN ANY FORM OR BY ANY MEANS, ELECTRONIC OR MECHANICAL, INCLUDING PHOTOCOPYING, RECORDING, OR BY ANY INFORMATION STORAGE AND RETRIEVAL SYSTEM, WITHOUT THE WRITTEN CONSENT OF THE COMPANY. THE COMPANY IS NOT BE RESPONSIBLE FOR ANY DAMAGE TO ANY EQUIPMENT OR DATA THAT MAY BE CAUSED BY THE USER'S MISUSE OF THIS PRODUCT OR BY THE USER'S FAILURE TO FOLLOW THE INSTRUCTIONS IN ALL CAPS UNDER CONNECTION OF THE USER FOR WHICH IT WAS DESIGNED.

**TDI BROOKS INTL.**  
 1902 PINON DR  
 COLLEGE STATION, TEXAS 77845  
**MODEL: SIMRAD400**  
**TITLE: DIAGRAM, SIMRAD400**

**UNLESS OTHERWISE NOTED:**  
 INTERPRET DIM. & TOL. PER ASME Y14.5M-1994  
 ALL DIMS. ARE IN INCHES  
 ALL FINISHED SURFACES  
 TOL: .XX ±.015 .XXX ±.009 ANGLES ±1°  
 DO NOT SCALE DRAWING  
 SCALE: NONE  
 DRAWING NUMBER: WINFROG  
 SHEET 1 OF 1  
 REV. B